



**2018**

**2019-038**

**2019 04**

)

(

5

12





---

		2018
		2018

			300311
			Surfilter Network Technology Co.,Ltd
			Surfilter
			2 6
			518057
			2 6
			518057
			www.1218.com.cn
			rzxshenzhen@1218.com.cn

	2 6	2 6
	0755	

---

	1	2 13

2

	-126,317,220.70	36,891,952.30	-73,049,980.10	92,604,621.56
--	-----------------	---------------	----------------	---------------

1

2

	2018	2017	2016	
	1,116,846.64	409,788.88	-531,315.58	
	29,947,207.29	11,425,900.00	12,416,781.16	
	5,172,650.55			
	1,032,864.38	405,592.85		
	146,709,347.81			
	66,222,136.72	204,769,743.43	91,390.78	
			6,520,828.47	
	25,134,823.38	21,926,014.76	1,253,073.49	
		12,000.00	-23,112.14	
	225,066,230.01	195,073,010.40	17,267,723.48	--

1

1

1



4

DNS

/

/

/

2018

"

"

2017 6

2018 3 30

2018-2020

2018

2018

" "

---

2000 76.3 8.2

35

3

PC 2018 PC 120 2017

APP APP 170

10

PC

PC 2016 2017

2018 2018 1,339.6 2017

15.4% 2018 2019

" "

**1**

	30.51%
	144.53%
	1,878.44%
	20.51%
	6,276.81
	11,130.36
	208.41%

**2**

;

m

1300 IDC/ISP

9			ZL201410584315.5	2018 10 2
10		WLAN	ZL201410555220.0	2018 10 23
11			ZL201510004698.9	2018 10 23
12			ZL201410616972.3	2018 10 9
13		Heritrix	ZL201410555223.4	2018 11 6
14			ZL201410584312.1	2018 12 25
15		DNS	ZL201410583420.7	2018 12 11
16			ZL201410594495.5	2018 12 11

2018					
120,271.43	11.68%	16,126.23	3.57%		
13,916.54	6.77%				
				32,127.82	IDC 37.78%
IDC			/		DPI
		40%	2018 12		
23,254.17	104.75%				
		5,942.43	84.93%		
25,598.80	12.20%				
		32,614.66	18.31%		
17,407.17					
	2018 12 31				
	2018				
	2018 12 31			17,407.17	
1,1130.36	6,276.81			2018	2018
		17,407.17			

2018 10 19

2018

2018 12 31

261.7201

1.47

2017

4,000

2018

5,000

2019

6,000

15,000

2018

3,083.83

61.68% 2018

5,237.54

1

1,000

300

2 2018 6 30

"

"

3

100

"

"

4

2

4,312.26

1

2,900

"

"

"

5 2019 2

14

T501-0096

1 2018 1

"

"

2	2018	1		NSSA V6.0	CNNVD		
			CNNVD				2018 9
		CNNVD	"	(CNNVD)	"		
3	2018	1			2017		
4	2018	6		CMMI 3			

5

31

239

1

		92,803	702,657	88,887	123	10,897,314.00
		55,483	553,098	101,327	110	11,100,693.00
		36,580	55,439	5,400	81	437,949.00
		334,980	1,089,962	138,697	104	14,412,105.00
		464,932	2,221,587	242,016	112	27,043,069.20
		64,235	1,175,977	114,381	119	13,612,185.00
		18,216	26,891	1,780	139	248,152.00
		74,839	213,628	17,620	180	3,167,659.00
		272,931	889,184	76,283	193	14,750,423.20
		122,987	293,746	39,356	89	3,507,010.00
		202,955	1,008,446	106,306	114	12,113,242.00

ARPU /

12

	2018				2017			

---

	322,783,262.01	26.84%	235,692,229.36	21.89%	36.95%
--	----------------	--------	----------------	--------	--------



	5,830,437.61	1,545,230.61	73.50%	24.39%	6.33%	4.50%
	27,619,062.09	7,717,443.02	72.06%	-23.53%	-0.51%	-6.46%
	64,870,505.00	30,669,954.04	52.72%	-14.41%	-37.10%	17.05%
	300,193,917.90	205,688,053.80	31.48%	34.79%	82.16%	-17.82%
	244,288,886.41	67,562,764.63	72.34%	7.32%	-20.09%	9.49%
	187,060,282.80	68,374,920.77	63.45%	9.78%	-5.24%	5.80%
	144,523,042.70	74,986,054.06	48.11%	-3.84%	-15.21%	6.96%
	54,899,915.55	26,553,490.53	51.63%	-24.65%	-39.80%	12.17%
	179,258,688.10	105,918,432.20	40.91%	47.98%	70.49%	-7.80%

1

3

4

5

12

	162,453,120.21	27.65%	154,832,736.32	29.73%	4.92%
	26,396,944.67	4.49%	15,344,239.85	2.95%	72.03%
	108,177,754.87	18.41%	47,885,684.43	9.19%	125.91%
	160,363,377.41	27.30%	108,894,791.96	20.91%	47.26%
	128,534,685.25	21.88%	192,396,022.70	36.94%	-33.19%
	1,545,230.61	0.26%	1,453,198.79	0.28%	6.33%

		2018		2017		

---

162,453,120.21	27.65%	154,832,736.32	29.73%
----------------	--------	----------------	--------

---

	84,141,556.50
	14.32%
	0.00%

5



	2018	2017	2016
	1,253	943	645
	62.80%	57.96%	56.83%
	168,506,692.84	136,866,039.64	77,137,478.20
	14.01%	12.71%	11.64%
	0.00	0.00	1,688,345.19
	0.00%	0.00%	2.19%
	0.00%	0.00%	1.34%

12

--	--	--	--

5

	2018	2017	
	1,315,742,892.08	1,288,850,421.42	2.09%
	1,385,613,519.02	1,087,227,687.41	27.44%
	-69,870,626.94	201,622,734.01	-134.65%
	437,538,949.89	241,015,628.27	81.54%
	393,536,018.66	470,942,699.73	-16.44%
	44,002,931.23	-229,927,071.46	119.14%
	338,156,850.60	314,000,000.00	7.69%
	335,205,694.41	296,739,069.86	12.96%
	2,951,156.19	17,260,930.14	-82.90%
	-22,916,539.52	-11,043,407.31	107.51%

1	134.65%
2	119.14%
3	82.9%

	150,379,484.12	93.25%		
	0.00			
	207,642,108.44	128.76%	6,276.81	11,130.36
	66,615,833.85	41.31%	2017	2018
	393,697.13	0.24%		
	74,147,016.28	45.98%		

1

	2018		2017			
	306,197,814.63	12.84%	321,262,001.31	14.04%	-1.20%	
	469,067,642.20	19.67%	368,671,700.79	16.11%	3.56%	
	168,834,572.65	7.08%	176,997,233.69	7.73%	-0.65%	
	75,182,784.57	3.15%	75,725,047.86	3.31%	-0.16%	

	22,998,517.23	0.96%	17,962,308.16	0.78%	0.18%	
	173,735,098.23	7.28%	178,980,308.68	7.82%	-0.54%	
		0.00%		0.00%	0.00%	
	100,000,000.00	4.19%	175,000,000.00	7.65%	-3.46%	
	50,000,000.00	2.10%		0.00%	2.10%	
	674,691,462.57	28.29%	848,763,184.87	37.08%	-8.79%	6,276.81 11,130.36

2

3

5

1

--	--	--	--	--	--	--	--	--	--	--

2012

23,108

1,063

23,108

---

		7,532.45	7,532.45		7,533.89	100.02%	2015 04 30	5,942.43	16,736.5		
--	--	----------	----------	--	----------	---------	---------------	----------	----------	--	--

5,652.47 5,652.47



		2015 9 8 2015-057 2015 10 10 369.01 www.cninfo.com.cn	www.cninfo.com.cn 2015 10 15 2015-066 2015 11 6 3.29

2018

1

2

10%



3 31,706.40 157.18% 6,542.15  
190.77%

1

1

2018

Facebook

2018

6

2.0

2.0

2 2019

2019

7

5G

5G

5G

5G

2

1

35

2018 2018  
2144.4 5.3% 2018  
23.6% 2018 6.26 7.3%  
1339.6 62.5% 30%  
619.6 126.5 5.9%  
1%  
2018 3 2019 4 19

2 2019

PC

PC

PC

APP

2019

APP

" "

1

2

8 --

3

2018

266 1336.0039

4

IT

IT

IT

IT

IT

5

1

2018 11 08			


---

			<a href="http://www.cninfo.com.cn/new/index">http://www.cninfo.com.cn/new/index</a>
--	--	--	---




%

				12		12	
			1				
	12		2014				
			20%	2			
		24		2015			
				20%	3		
			36				
	2016						
		20%	4		2017		



B  
C  
3

4



2

3

4

5

( )

1

60

2

			3				
					1		
				2		2014 08	
						29	
			3				

			10	2010 1	10		
			2				
			300311	2,000			
				2017			
			2017		2017 07	2018 4	
					20	30	
			2017				
				100%			

12 1 40% 2  
24  
30% 3 2017  
36 30%

---


2

--	--	--

2018 10 19

2018

[2018]15

[2018]15

[2018]15

2017



	88
	7
	4
	0

( )			( )	( )	( )		
	43.86						
	177.91						
	662.15						

**1**  
 2017 1 20 2017  
 2 9 2017  
 2017 5 31 <  
 > < >  
 2017 6 16 2017  
 2017 6 23 <  
 > <  
 2017 6 26  
 1  
 2017 6 30 - 1 17.099  
 / 5,847,069  
 2018 6 29 2017 871.8424  
 1.28%  
 2018 9 21 1  
 871.8424

226

814

2018 6 19

2018

6 20

2018 12 20

2018

2018

2018 12 20

2018 12 20

2019 1 11

2018

2019 1

14

<http://www.cninfo.com.cn/new/index>

12

1

1

2

3

2

1



	21							
	2018 21	12	10,000		0			
B1		18,000		B2		8,000		
B3		18,000		B4		6,000		
A1+B1+C1		18,000		A2+B2+C2				

		14,350	11,650	0
		14,350	11,650	0

2

4

1

2016 10 11 ,

2016 10 28 2016 10 28 2016 11 2016-059 2016 2016-078  
2016 12 2016-086  
2018 8 2018-060

2

		2018.1	1,208.97
		2018.2	3,103.29
			4,312.26

2015 6 26

		5,000			
	2015-037	2015 7		2,500	
	2019 1			2,500	
0	2019-001				
2019 2		257.25			
	1				
			2015.12	3,408	-2,629.48

**1**


2 2018 6 29 2017 456,070,709 680,036,042  
 3  
 42,328,456 6.22% 2018 9 21

<http://www.cninfo.com.cn/new/index>

1 2017 < 2018  
 >  
 2 2017 2017

<http://www.cninfo.com.cn/new/index>

1 2018 6 19 2018  
 2018 6 20  
 2 2017 2018 6 28 2018 6 29  
 3  
 42,328,456 6.22% 2018 9 21

<http://www.cninfo.com.cn/new/index>

	2018		2017		2017		2017	
					2018		2017	
	0.31	0.31	0.33	0.33	0.31	0.21	0.33	0.22
	0.31	0.31	0.33	0.33	0.31	0.21	0.33	0.22
	3.19	3.13	2.73	2.68	3.13	2.10	2.68	1.80



**1**

	39,149		43,795	9	0	9	0
		5%		10			



		50,944,321	50,944,321
		36,129,454	36,129,454
		20,934,112	20,934,112
		19,590,731	19,590,731
		10,330,009	10,330,009
		8,120,000	8,120,000
		5,805,951	5,805,951
		5,744,532	5,744,532
		5,460,000	5,460,000
		5,239,127	5,239,127
10	10		
5		10,330,009	
		8,120,000	
		5,460,000	

10

10

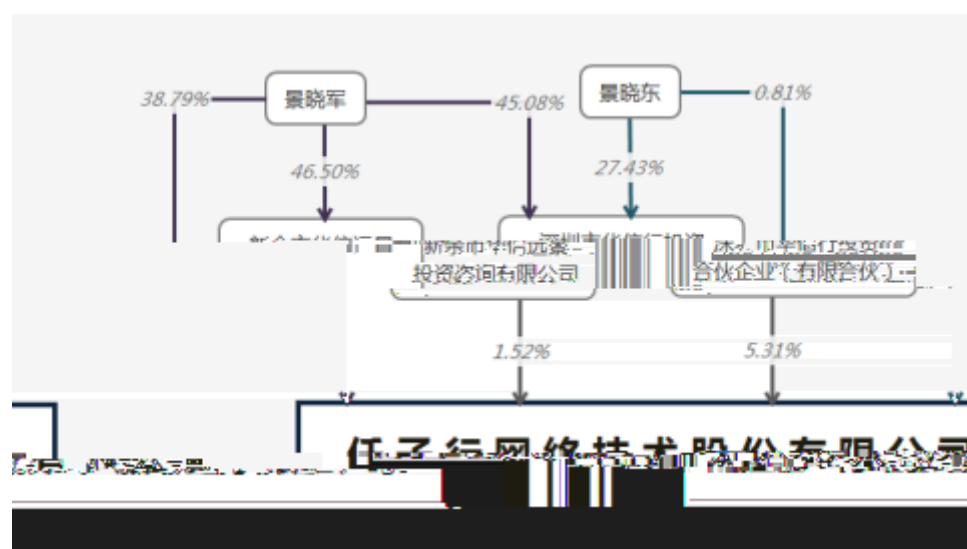
10

10

2

3

10			



4

10%



--	--	--	--	--	--	--	--	--	--	--	--

--	--	--	--	--
----	----	----	----	----

1	2010 2	2016 5	2016 5	
2	2006 4		2010 2	2016 5 10
3	EMBA		2003 4	
4		1999 8	2015 8	
2015 9				
5		2009 2015		( )
	2015	2017		2017
		2017 12	2018 4	
2018 4	2018 5 17			
6			2018 4	

			2008 10 01		
				2018 10 29	
			2014 10 22		
			2017 06 01		
			2007 02 01		
			2016 02 01		

			2012 12 01		
			2009 02 01		
			2016 06 01		
			2017 05 01		

			2013 09 01		
			2016 09 01		

			52		58.12	
			49		58.21	
			38		123.26	
			38		57.74	
			48		7.8	
			50	000	7.8	

		0	0		5.81	0	0	328,037	4.6145	328,037
		0	0		5.81	0	0	74,554	4.6145	74,554
		0	0		5.81	0	0	328,037	4.6145	328,037
	--	0	0	--	--	0	0	2,102,418	--	2,102,418

1 2018 6 19

2018

2018 6 20

447,930,709

456,070,709 2 2018 6 25

2017

456,070,709

10

0

0.294645

2

12

3

2019

4

1

2

3

7

3

4

3

1

5

6

[www.cninfo.com.cn](http://www.cninfo.com.cn)

7

**1**

2017		53.12%	2018 05 14	2018 05 14	<a href="http://www.cninfo.com.cn/new/index">http://www.cninfo.com.cn/new/index</a>
2018		44.29%	2018 07 06	2018 07 06	<a href="http://www.cninfo.com.cn/new/index">http://www.cninfo.com.cn/new/index</a>
2018					

					<a href="http://www.cninfo.com.cn/new/index">http://www.cninfo.com.cn/new/index</a>
--	--	--	--	--	---

2

1

	8	0	8	0	0		1
	8	0	8	0	0		0
	8	0	8	0	0		1

2

3

2018

1

2018

2018

2018

2017

Œ Ğ Ñ ¼ ë / Ä

		100.00%
	5%	2%
		2%
	5%	1%
	2%	
		2%
	1%	
		0
		0
		0
		0



	2019 04 25
	2019 110015

2018

2018 12 31

2018

2018 12 31

	19 28	12
	23	31

(

2018 12 31  
1,048,783,184.87

374,091,722.30

2018

N/M\*

2018	41.87%	26.24%	31,564.35	IP

2018

4

5

6

**1**

2018 12 31

	306,197,814.63	321,262,001.31

	496,319,210.48	380,278,453.79
	27,251,568.28	11,606,753.00
	469,067,642.20	368,671,700.79
	79,344,371.76	32,447,523.64
	19,045,849.81	17,073,190.79
	168,834,572.65	176,997,233.69
	118,043,990.29	5,966,527.31
	1,187,785,809.62	934,024,930.53
	184,380,389.74	179,341,350.00
	22,998,517.23	17,962,308.16
	75,182,784.57	75,725,047.86
	173,735,098.23	178,980,308.68
	16,532,317.68	19,370,955.34
	674,691,462.57	848,763,184.87

	12,321,741.71	3,995,241.76
	37,463,129.35	30,645,643.48
	1,197,305,441.08	1,354,784,040.15
	2,385,091,250.70	2,288,808,970.68
	100,000,000.00	175,000,000.00

	154,492,271.46	178,744,000.00
	39,303,666.71	35,413,666.67
	1,604,365.51	2,416,138.51
	245,400,303.68	216,573,805.18
	958,266,891.28	1,003,754,693.65
	680,036,042.00	447,930,709.00

---

	277,308,196.23	317,040,457.93
	1,463,500.00	4,120,176.00
	275,844,696.23	312,920,281.93
	51,559,701.71	

---

--	--	--



	36,209.07	-691,887.05
-		
-	53,283.78	82,882.31
	95,040,208.65	-37,529,010.75
	66,615,833.85	204,826,466.57
	393,697.13	60,514.50
	161,262,345.37	167,236,941.32
	23,148,096.08	15,279,462.96
	138,114,249.29	151,957,478.36
	138,114,249.29	151,957,478.36
	139,165,421.00	149,268,092.48
	-1,051,171.71	2,689,385.88
1.		
2.		
1.		
2.		
3.		



---

-	-79.33	996.11
	7,875,845.39	-134,376,550.38





---

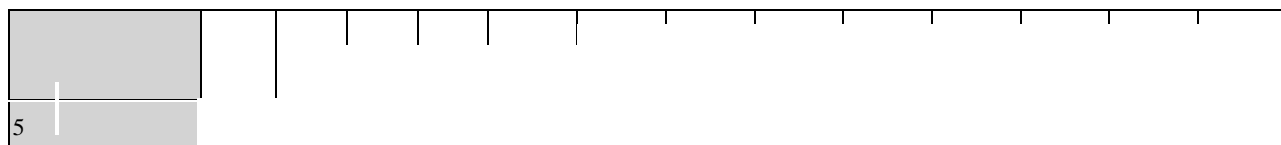
	313,971,931.31	325,015,338.62
	291,055,391.79	313,971,931.31

**6**

	60,156,850.60	
	235,000,000.00	427,600,089.78
		121,217,691.32
	295,156,850.60	548,817,781.10
	275,000,000.00	140,000,000.00
	26,701,049.95	29,212,499.01
		2,375,343.61
	301,701,049.95	171,587,842.62
	-6,544,199.35	377,229,938.48
	53,597,690.06	62,739,749.75
	127,397,851.41	64,658,101.66
	180,995,541.47	127,397,851.41

7


	447,93 0,709. 00				337,041 ,373.09				42,340, 443.15		396,598 ,647.02	61,143, 104.77	1,285,0 54,277. 03
	232,10 5,333. 00				-156,88 6,976.9 8	56,247, 400.00			6,763,9 00.77		118,964 ,953.33	-2,929,7 27.73	141,770 ,082.39
											139,165 ,421.00	-1,051,1 71.71	138,114 ,249.29



1						-28,985, 073.78						39,000, 000.00	67,985, 073.78
2													
3						2,346,4 00.00							2,346,4 00.00
4	-400,6 22.00					-170,83 1,607.7 7						-15,045 ,422.51	-186,27 7,652.2 8
									6,933,4 64.70		-29,349, 823.42		-22,416, 358.72
1									6,933,4 64.70		-6,933,4 64.70		
2													
											-22,416, 358.72		-22,416, 358.72
4													





	-400,62 2.00				389,369.7 1	-28,985,0 73.78					28,973,82 1.49
1						-28,985,0 73.78					
2											
3											

1

2010 3 8

2012 4 25

	300311		91440300723005104T	
680,036,042.00	680,036,042	1		237,229,225
442,806,817				

2

2 2 6

3

(

4

2019 4 26

5

1

2

1

33

76

2006 2 15

" "

15 --

2014

2

12

" "

2

4

7

1

2

3

A

4

13

B

8

"

"

C

D

2

" "

10

" "

20% "

"

12

4

5

6

7

8

**11****1**

	50

2

--	--

13

14

1

A

B

a

b

c

d

A

B

7 -

C

12 --

2

22 --

3

15

17" "

16

1

2

--	--	--	--	--

---

		50 20	5	1.9 4.75
		10	5	9.5
		5	10	18
		5	10	18
		5	10	18

3

17

;

18

1

3

2

**19****20****21****1**

;

1

2

3

	5
	5
	5

**2**

22

23

24

1

2

3

4

25

1

26

1

2

3

4

C

D

E

F

A

B

5 --

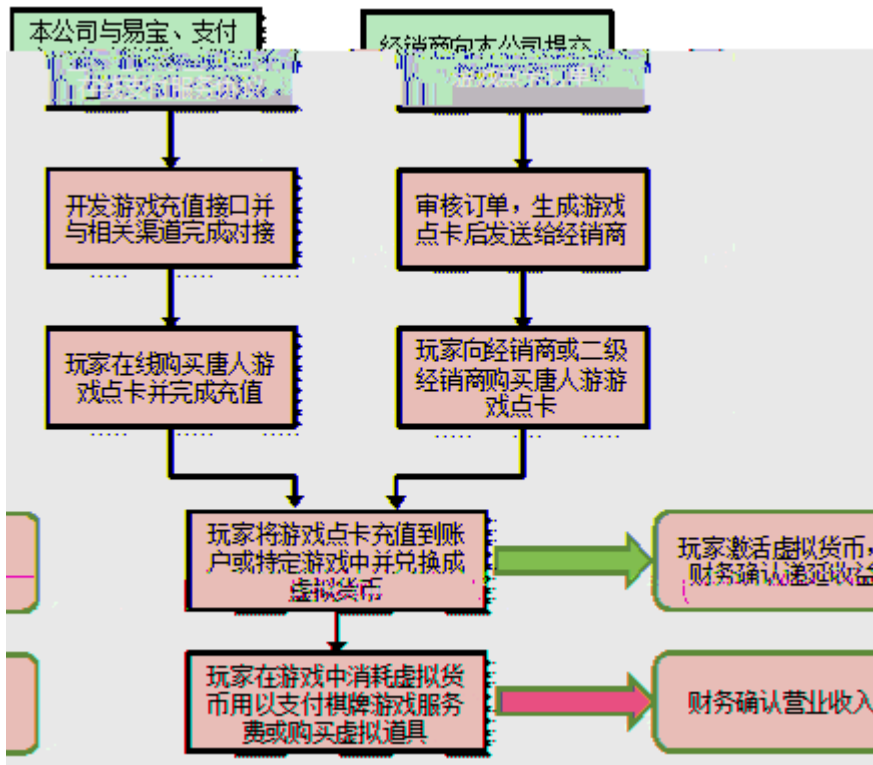
1

2

3

4

A



B

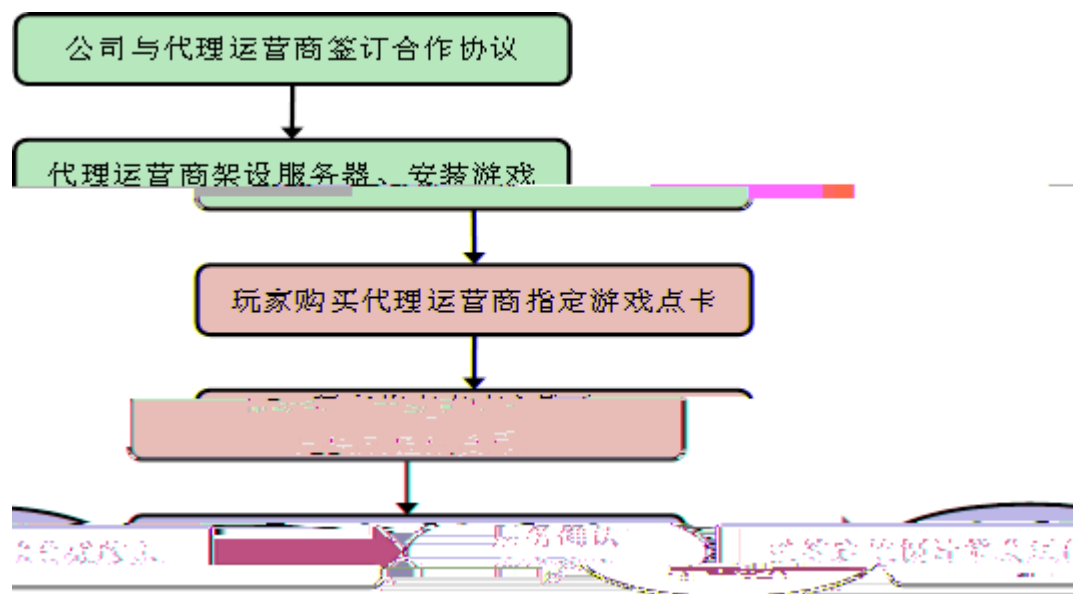
#

。

C

#

K



SDK

**30** /


1

2

**31**

**1**


**2**





**33**

**1**



[2018]15

2018

		7% 5%
		25%
		3%
		2%

	10%
	15%
	10%
	25%
	15%
	15%
	10%
	15%
	25%
	15%
	25%
	25%
	25%
	25%
	25%
	25%
	25%



**3****4**

	27,251,568.28	11,606,753.00
	469,067,642.20	368,671,700.79
	496,319,210.48	380,278,453.79

**1**

1)

	27,251,568.28	8,749,277.00
		2,857,476.00
	27,251,568.28	11,606,753.00

**2**

1)


1			
1	373,433,489.71	18,079,639.26	5.00%
1 2	101,527,402.46	10,152,740.25	10.00%
2 3	31,913,042.21	9,573,912.67	30.00%
3	43,239,708.76	43,239,708.76	100.00%
	550,113,643.14	81,046,000.94	

12

2)

32,432,005.28

--	--	--

3)

--	--

--	--	--

25,747,876.201

4.68

---

		38,797,905.00			48.90

**6**

--	--	--

---

2 3	2,066,616.00	619,984.80	30.00%

		2,557,778.01	1	7.43%	127,888.90
		1,199,391.84	1	3.48%	59,969.59
		1,000,000.00	3	2.90%	1,000,000.00
		900,000.00	1-2	2.61%	90,000.00

7

1

	1,292,499.09		1,292,499.09	17,057.90		17,057.90
	65.00		65.00	79,678.39		79,678.39
	58,567,760.06	4,596,464.58	53,971,295.48	48,688,911.43	4,596,464.58	44,092,446.85
	113,556,882.28		113,556,882.28	132,805,372.65		132,805,372.65
	13,830.80		13,830.80	2,677.90		2,677.90
	173,431,037.23	4,596,464.58	168,834,572.65	181,593,698.27	4,596,464.58	176,997,233.69

2


--	--

8

--	--	--	--	--

9

10

	1,543,990.29	2,196,527.31
	116,500,000.00	3,770,000.00
	118,043,990.29	5,966,527.31

11

1

--	--



	50.00	97	8.23	389.74						00
--	-------	----	------	--------	--	--	--	--	--	----

4

5

12

1

2

--	--	--	--	--	--	--	--	--	--	--

3

13

1

2

3

14

	902,176.5			-524,264.						377,912.4	
	9			16						3	

---

	651,186.1 3			-190,627. 90						460,558.2 3	
--	----------------	--	--	-----------------	--	--	--	--	--	----------------	--

2.	1,097,936.74			1,097,936.74
1				
2 \	1,097,936.74			1,097,936.74
3				

2

3

--	--	--

16

	173,735,098.23	178,980,308.68
	173,735,098.23	178,980,308.68

1

1.	149,726,920.90	100,493,971.97	7,264,106.27	6,143,791.36	263,628,790.50
2.	36,554.27	9,499,819.36	1,517,410.24		11,053,783.87
1	36,554.27	9,499,819.36	1,517,410.24		11,053,783.87
2					
3					
3.	1,097,936.74	610,704.53	215,083.00	663,647.86	2,587,372.13
1	1,097,936.74	610,704.53	215,083.00	663,647.86	2,587,372.13
4.	148,665,538.43	109,383,086.80	8,566,433.51	5,480,143.50	272,095,202.24
1.	11,032,553.69	65,383,007.38	3,493,648.56	4,739,272.19	84,648,481.82
2.	3,155,860.60				

---

1	3,155,860.60	6,312,920.17	4,979,468.71	494,213.36	14,942,462.84
3.	47,072.71	438,623.81	163,368.81	581,775.32	1,230,840.65
1	47,072.71	438,623.81	163,368.81		

4

5

6

17

1

2

3

4

18

1

2

19

20

1

5

1.		5,343,438.59	6,310,603.43	5,727,700.00	17,927,700.00	35,309,442.02
2.						
1			4,250,553.05			

2						
3						
3.						
1						
4.		5,343,438.59	10,561,156.48	5,727,700.00	17,927,700.00	39,559,995.07
1		2,250,026.50	4,202,000.10	1,800,685.00	7,484,784.00	15,028,486.68
2.						
1						

--	--	--	--	--	--	--

2

21

22

1

	692,270,420.31				692,270,420.31
	341,103,235.12				341,103,235.12
	15,409,529.44				15,409,529.44
	1,048,783,184.87				1,048,783,184.87

2

	200,020,000.00	111,303,600.41			311,323,600.41
		62,768,121.89			62,768,121.89
	200,020,000.00	174,071,722.30			374,091,722.30

WACC

12 31 [2019] S031 2018  
 111,303,600.41 3,053,180.10 384,000,000.00

2018 12 31 [2019] S044  
 62,768,121.89 17,664,886.77 296,000,000.00

		3,053,180.10			
		17,664,886.77			

	14.90%	17.84%



,590.0

2,416,138.51

,590.0

2,416,138.51

26

1

	50,000,000.00	10,000,000.00
	50,000,000.00	165,000,000.00
	100,000,000.00	175,000,000.00

2

--	--	--	--	--

27

--	--	--

28

29

	8,319,053.00	10,465,470.00
	266,187,000.19	240,189,710.67
	274,506,053.19	250,655,180.67

1

--	--	--

	8,319,053.00	10,465,470.00
	8,319,053.00	10,465,470.00

0.00

**2**

	266,187,000.19	240,189,710.67
	266,187,000.19	240,189,710.67

**3****1**

	13,941,808.00	
	7,791,709.40	
	5,912,022.88	
	3,538,139.31	
	2,782,551.11	

---

	164,479,215.91	202,206,394.37
	164,479,215.91	202,206,394.37

**2****1**

-		16,372,292.34	16,372,292.34	
		915,805.61	915,805.61	
	55,224,198.67	295,731,349.72	290,611,639.78	60,343,908.61

## 2

1	55,224,198.67	254,300,177.10	249,180,467.16	60,343,908.61
2		6,025,936.97	6,025,936.97	
3		7,050,427.68	7,050,427.68	
		6,311,258.09	6,311,258.09	
		266,917.04	266,917.04	
		472,252.55	472,252.55	
4		9,575,750.25	9,575,750.25	
5		1,483,544.04	1,483,544.04	
		6,509.00	6,509.00	
		906.73	906.73	
	55,224,198.67	278,443,251.77	273,323,541.83	60,343,908.61

## 3

1		15,886,687.45	15,886,687.45	
2		485,604.89	485,604.89	
		16,372,292.34	16,372,292.34	

## 32

		25,573,325.83	14,389,737.79

	36,067,649.15	23,594,542.83
	639,788.00	931,784.81
	717,141.58	567,550.80
	521,350.25	419,488.57
	-17,536.56	116,255.03
	46,513.12	79,987.75
	16,393.62	21,456.02
	63,564,624.99	40,120,803.60

## 33

	260,032.98	20,193.35
	16,952,590.93	58,784,455.22
	17,212,623.91	58,804,648.57

## 1

--	--	--

--	--	--

## 2

	260,032.98	20,193.35
	260,032.98	20,193.35

1

## 3

1)



**37****1**

	50,000,000.00	
	50,000,000.00	

100%

**38****1**

--	--	--

2

40

1

2

41

--	--	--	--	--

42

		35,413,666.67	14,000,000.00	10,109,999.96	39,303,666.71

935,000.00

340,000.00

---

	259,000.00			84,000.00			175,000.00	
	166,666.67			99,999.96			66,666.71	

250,000.00

120,000.00

46



	42,340,443.15	6,763,900.77		49,104,343.92
	42,340,443.15	6,763,900.77		49,104,343.92

3 0.48 re f g 56.46 607.032 9 Tf 3>> BDC 281.74.2 627.76 145.76 0.48 re f

51

	396,598,647.02	276,680,377.96
	396,598,647.02	276,680,377.96







---

	500,000.00	
	360,000.00	

2017

277,100.00

2016		9,600.00
		900.00
	74,147,016.28	38,913,658.75

60

	36,209.07	-691,887.05
	1,063,562.86	330,038.60
	1,537,500.00	1,640,000.00
	146,709,347.81	
	1,032,864.38	405,592.85
	150,379,484.12	1,683,744.40

62

	53,283.78	82,882.31
	53,283.78	82,882.31
	53,283.78	82,882.31

63

--	--	--

		2,406,959.87	
		1,389,225.11	
		200,020,000.00	
	63,992,518.93		84,768,121.89
	2,218,856.38		2,218,856.38
	351,758.47	1,010,281.59	351,758.47
	66,615,833.85	204,826,466.57	87,391,436.81

--	--

						/
--	--	--	--	--	--	---

2

	161,262,345.37
/	16,126,234.54
	21,026,503.61
	-523,065.54
	-13,850,463.84
	17,224,727.22
	-3,782,026.83
	-13,073,813.08
	23,148,096.08



---

	4,000,000.00	167,526,570.83
--	--------------	----------------

**68****1**

1	--	--
	138,114,249.29	151,957,478.36
	207,642,108.44	

2

3

4

	291,055,391.79	313,971,931.31
	28,040.44	64,720.60
	289,099,090.75	311,720,976.55
	1,928,260.60	2,186,234.16

---

	--	--	

74

1

1


2

3

4

3

4



---

**6****1****1**

				100.00%		

100.00%

---

				100.00%		
				100.00%		



/	1,878,556.02
	2,121,443.98
	2,121,443.98

3

1


20%

20%

2

	/	/

3

	/	/

4

	/	/
	--	--
	--	--
	--	--
	22,998,517.23	17,962,308.16
	--	--
--	36,209.07	-691,887.05

---

--	36,209.07	-691,887.05
----	-----------	-------------

**5**

**6**



2018 12 31

2

2

3

4

5

6


7

8

9

2018 12 31


1



39.49%

2

3



4



	5%

5

1

/

		867,724.14			699,076.91
		9,373,018.49			12,184,728.74
		18,709,934.22			

/

--	--	--	--

2

/

/

/

/	/	/	/	/	/	/
---	---	---	---	---	---	---

/

/

/	/	/	/	/	/	/
---	---	---	---	---	---	---

/

3

4

--	--	--	--	--

	86,671,696.80	2017 07 06		

5

6

--	--	--	--

7

		4,986,700.00

8

6

1

				84,400.02	

1,000,000.00

1,000,000.00

5 17

226

814

2018 5 17

6.91

/

814

56,247,400.00

3

4

5

1

2

1

2

3

1

--	--	--	--

2

3

4

1

1

--	--	--	--

2

--	--	--

2

3

1

2

4

5

--	--	--	--	--	--	--

6

1

2



3

4

**1**

	1,463,500.00	4,120,176.00
	275,844,696.23	312,920,281.93
	277,308,196.23	317,040,457.93

**1**

1)

	1,463,500.00	4,120,176.00
	1,463,500.00	4,120,176.00

2)

--	--

3)

--	--	--

**4)**



740.64

%

( )				
-----	--	--	--	--

## 3

1)

	38,647,194.11	100.00%	14,461,288.51	37.42%	24,185,905.60	33,631,250.99	100.00%	14,255,599.45	42.39%	19,375,651.54
	38,647,194.11	100.00%	14,461,288.51	37.42%	24,185,905.60	33,631,250.99	100.00%	14,255,599.45	42.39%	19,375,651.54

1			
		18,633,408.80	297,480.56 1.70%
1		18,633,408.80	297,480.56 1.70%
1 2		2,486,200.86	248,620.09 10.00%
2 3		1,751,416.00	525,424.80 30.00%
3		16,384,823.99	13,381,353.06 81.67%
		38,647,194.11	14,461,288.51

2)

194.70

180

--	--	--	--	--

7)

8)

**3**

	1,653,880,200.00	359,323,600.41	1,294,556,599.59	1,557,500,000.00	200,020,000.00	1,357,480,000.00
	12,998,517.23		12,998,517.23	7,962,308.16		7,962,308.16
	1,666,878,717.23	359,323,600.41	1,307,555,116.82	1,565,462,308.16	200,020,000.00	1,365,442,308.16

**1**

--



	7,962,308 .16	5,000,000 .00		36,209.07						12,998,51 7.23	
	7,962,308 .16	5,000,000 .00		36,209.07						12,998,51 7.23	

5

		78,399,910.22
	36,209.07	-691,887.05
	384,050.44	
	1,537,500.00	1,640,000.00
	146,709,347.81	
	102,148,881.15	
	250,815,988.47	79,348,023.17

6

1

	1,116,846.64	
	29,947,207.29	
	5,172,650.55	
	1,032,864.38	
	146,709,347.81	
	66,222,136.72	
	25,134,823.38	
	225,066,230.01	--

1

1

2

			/	/
		10.70%	0.210	0.210

2018